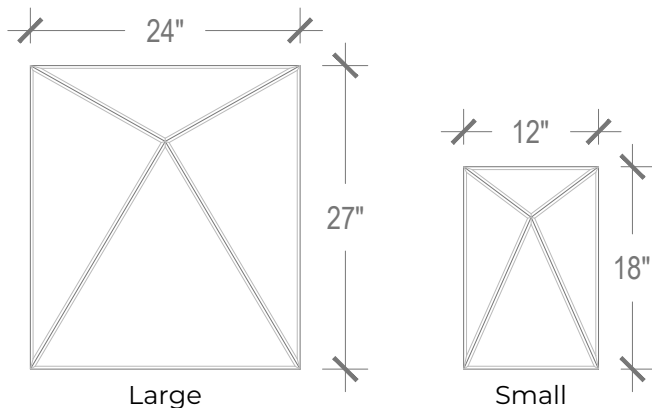





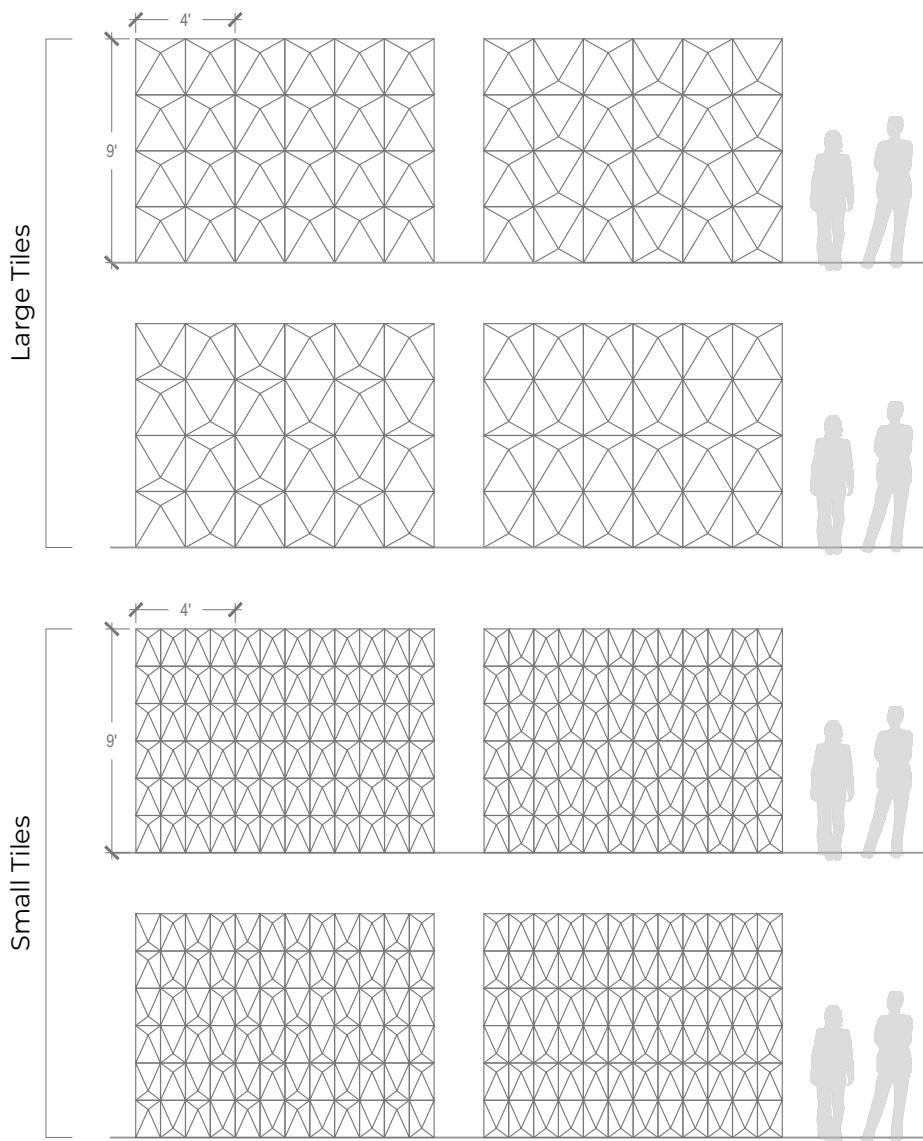
Incline

Ravine Tile: Incline

Tiles



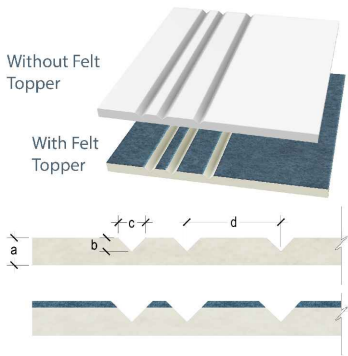
Pattern Iterations



Panel Specifications

Panel Thickness	1/2" or 1"
Colors - PET	28
Colors - Felt	200+
Panel Size	TYP 48" x 108"
Material	100% Polyester
Recycled Content	60%
NRC	0.45 - 0.75
Fire Rating	Class A
Mounting	Direct glue, Z-Clips, Stand-offs, or optional Peel & Stick backing

Ravine Details



Panel Thickness	Cut Depth	Cut Width	Distance Between Cuts
a	b	c	d
1/4"	1/8"	1/4"	Varies by Pattern
1/2"	1/4"	1/2"	Varies by Pattern
1"	1/2"	1"	Varies by Pattern

Notes

- Tiles can be panelized for quicker installation