
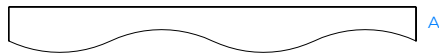


# Blade Baffle: Flow (Large)



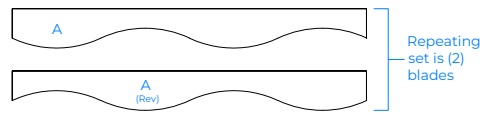
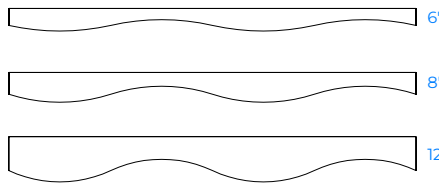
## Profile



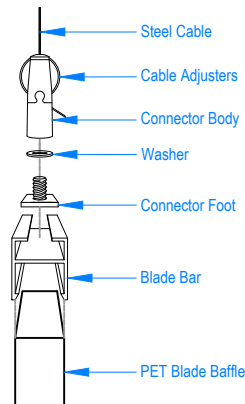
## Repeating Set




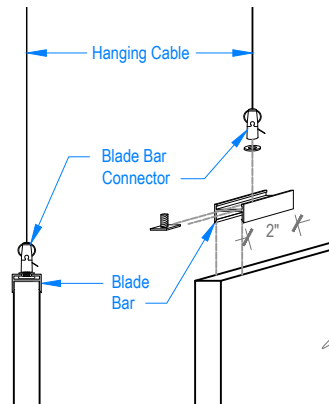
## Height Options



## Hardware



## Installation



## Baffle & Cloud Specifications

|                  |                                      |
|------------------|--------------------------------------|
| Panel Thickness  | 1/2" or 1"                           |
| Colors - PET     | 28                                   |
| TYP Panel Size   | TYP 48" x 108"                       |
| Material         | 100% Polyester                       |
| Recycled Content | 60%                                  |
| NRC              | 0.45 - 0.75                          |
| Fire Rating      | Class A                              |
| Mounting         | Cable & hanging hardware, or magnets |

## Notes:

24 colors + 4 woodgrain prints

Blade Bar available in either 2-inch sections or in full lengths up to 9 feet

Connectors, per 9-foot baffle:

Full Blade Bar: 2 recommended

Partial or no Blade Bar: 3 recommended to maintain alignment

Baffles over 9 feet in length will be butt-joined

Blade Bar standard finish is aluminum, powder coating available

Custom sizes available upon request